
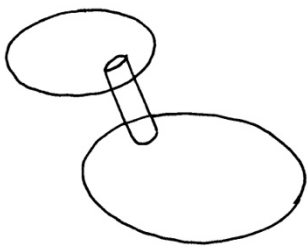


Crazy Manu - by Dave Gunson


You'll need a pencil, a pen and an eraser... and some blank paper, of course!

Start by drawing different kinds of circles and ovals for different types of birds - some have slightly longer heads and longer bodies. Some have long bills and long legs.

Some birds have long necks – so you can imagine a tube connecting the circles or ovals of heads and bodies.... Like this:



Look at pictures below of the kākā, kiwi, pīwakawaka and ruru - you can see many different body shapes and types of bills.



And why not imagine your own birds? Like these very funny and silly examples...

